CMHC SCHL

Archived Content

Information identified as archived is provided for reference, research or recordkeeping purposes. It is not subject to the Government of Canada Web Standards and has not been altered or updated since it was archived. Some of this archived content is available only in one official language. Translation by CMHC can be requested and will be provided if demand is sufficient.

Contenu archivé

Le contenu identifié comme archivé est fourni à des fins de référence, de recherche ou de tenue des dossiers; il n'est pas assujetti aux normes Web du gouvernement du Canada. Aucune modification ou mise à jour n'y a été apportée depuis son archivage. Une partie du contenu archivé n'existe que dans une seule des langues officielles. La SCHL en fera la traduction dans l'autre langue officielle si la demande est suffisante.

CANADA MORTGAGE AND HOUSING CORPORATION SOCIÉTÉ CANADIENNE D'HYPOTHÈQUES ET DE LOGEMENT

Canada

COMPETITION SERIES

Project #: 813 Both Number of Sheets: 2
Architect: Jacques Vincent,
1963

Number of Storeys: 1, Bungalow--no car accommodation
Single detached
Number of Bedrooms: 4
Fireplace? no,

Basement: -Yes--unfinished
-Laundry tub located

Cladding:
Primary: Brick
-
Secondary: Vertical wood siding
-Accent wall, front facade
Other: N/A

Roof:
Materials: Tar and gravel, 20 years

Shape: Gable

Special Features: "Cathedral" ceilings
-

N/A
-

N/A
-

N/A
-

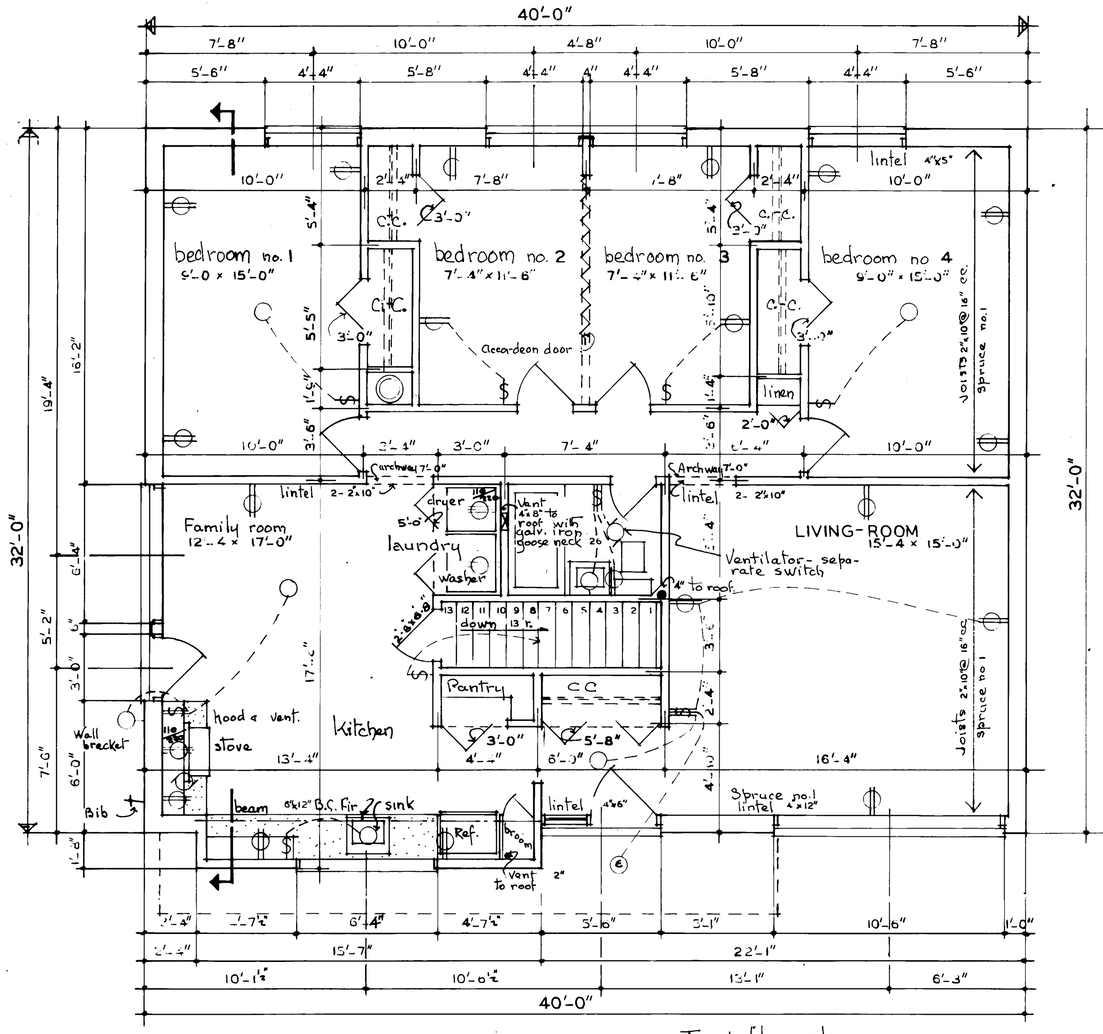

First floor plan

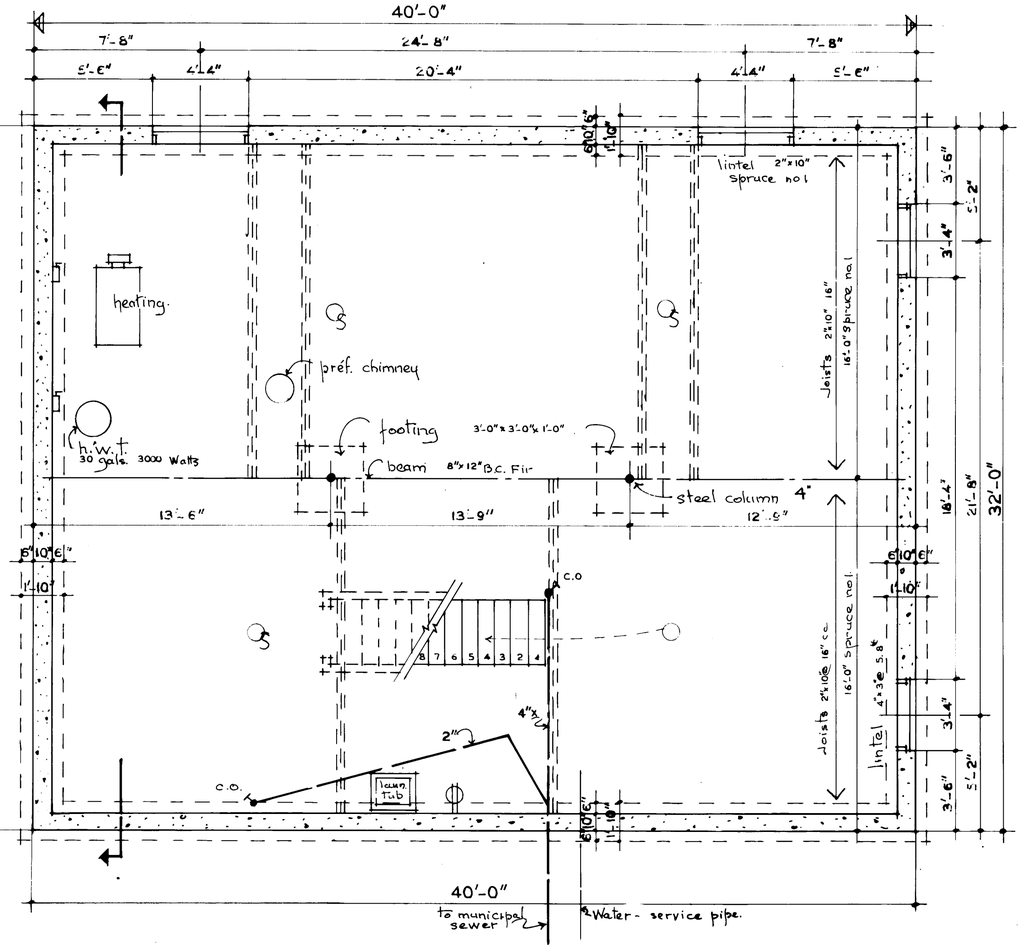

Basement plan

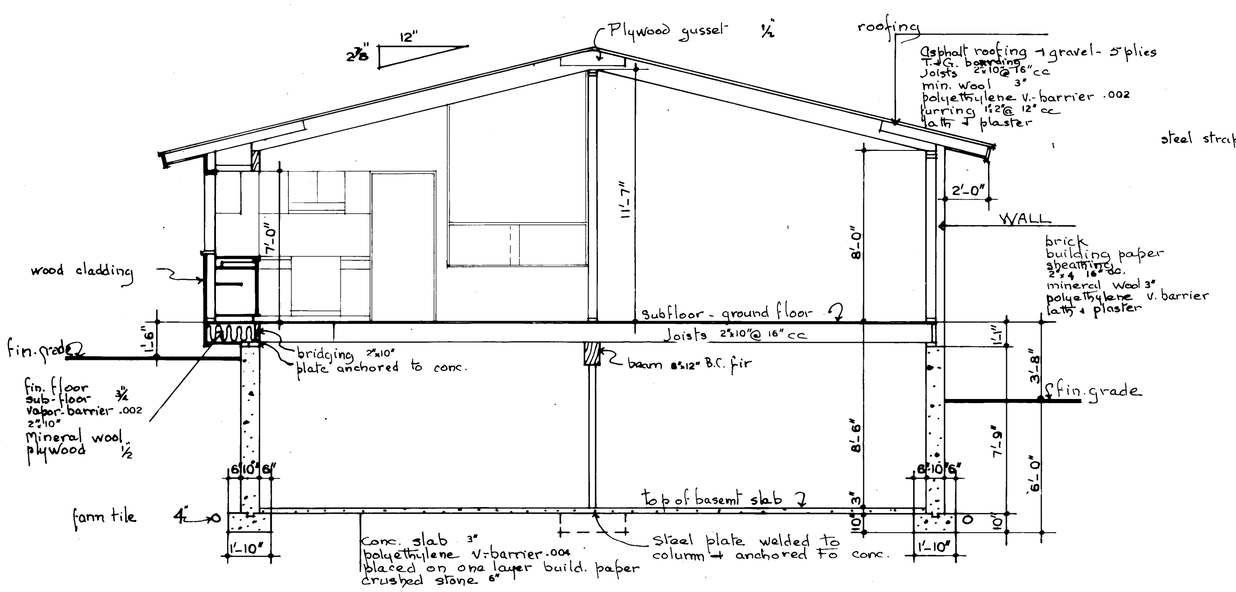

Section

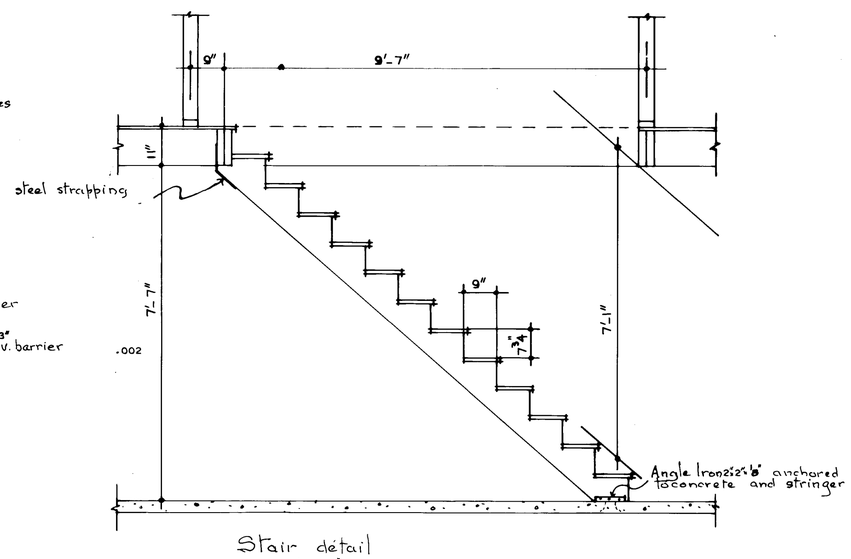

Stair detail
scale - 1/2 = 1'-0"

1. ALL FOOTINGS AND FOUNDATIONS SHALL BE TAKEN DOWN TO SOLID BEARING AND BELOW THE ACCEPTED LOCAL FROST PENETRATION LINE. FOOTINGS SHALL BE INCREASED IF REQUIRED TO SUIT LOCAL SOIL CONDITIONS.
2. JOISTS TO BE DOUBLED UNDER ALL PARTITIONS RUNNING PARALLEL TO FLOOR JOISTS. THESE DOUBLED JOISTS MAY BE BLOCKED APART 4" AT 4'-0" O.C. TO PERMIT THE PASSAGE OF HEATING DUCTS.
3. ALL WOOD LINTELS OVER DOORS, WINDOWS ETC. IN OUTSIDE AND INSIDE WALLS TO BE PLACED ON EDGE.
4. ALL DIMENSIONS ARE NOTED FROM THE EXTERIOR FACE OF STUDS IN A WOOD FRAME, BRICK OR STONE VENEER CONSTRUCTION, AND FROM THE EXTERIOR FACE OF SOLID MASONRY, TO CENTRE LINE OF INTERIOR PARTITIONS.
5. POSITION AND NUMBER OF ELECTRICAL OUTLETS SHOWN ON PLANS SHALL MEET N.R.C.'S MINIMUM HOUSING STANDARDS AND MUST COMPLY WITH PROVINCIAL REGULATIONS.
6. PROVIDE A SHELF AND ROD IN EACH CLOTHES-CLOSET AND VESTIARY.
7. PROVIDE EXTERIOR HOSE BIB AND CONNECTION.
8. ALL FRAMING MEMBERS SHALL BE EASTERN SPRUCE EXCEPT AS SPECIFIED ON DRAWINGS.
9. INSULATION MAY HAVE TO BE INCREASED IN SOME LOCALITIES TO PROVIDE THE REQUIRED RESISTANCE TO HEAT FLOW FOR SUCH AREA.
10. STRUCTURAL MEMBERS ARE CALCULATED FOR A 40. LB/SQ. FT. ROOF LOAD. IN AREAS WHERE A SNOW LOAD IN EXCESS OF THE DESIGN LOAD MAY OCCUR, THE FRAMING MEMBERS MUST BE CALCULATED ACCORDINGLY.
11. IF SECOND FLOOR IS TO BE LEFT UNFINISHED A 2'-8" x 6'-8" DOOR MUST BE PROVIDED AT THE FOOT OR TOP OF THE STAIRS.

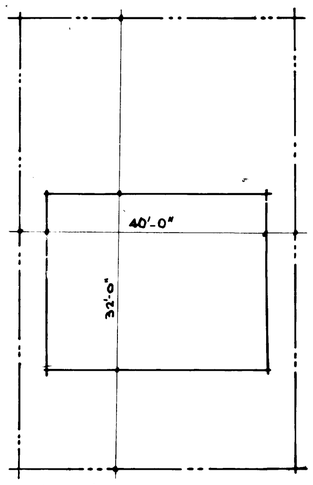

Plot plan - not to scale

DATE	NHA. STDS. CHKD. BY	DATE	REVISIONS	BY

ARCHITECT
JACQUES VINCENT

DATE

DESIGN NO.	SHEET NO.
813	1 of 2

CENTRAL MORTGAGE AND HOUSING CORPORATION

STANPAT CO. WHITESTONE, N.Y. U.S.A.

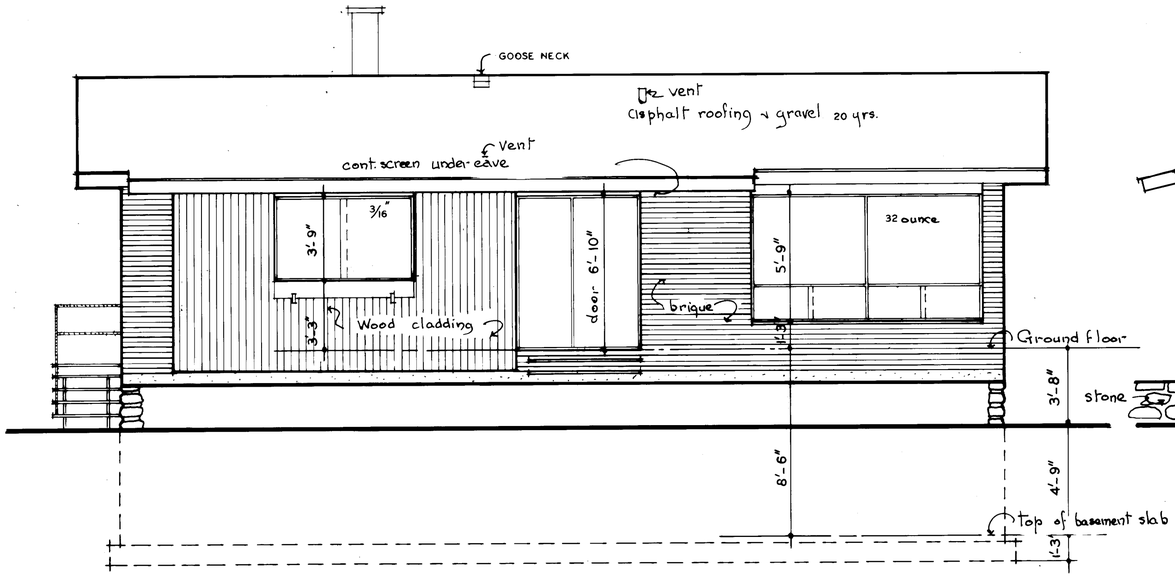

Main Elevation

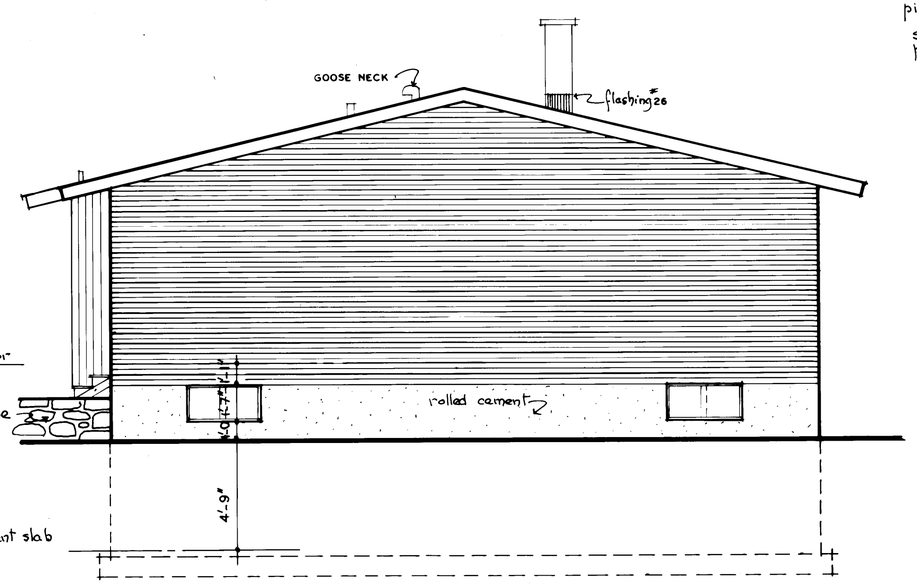

Right Elevation

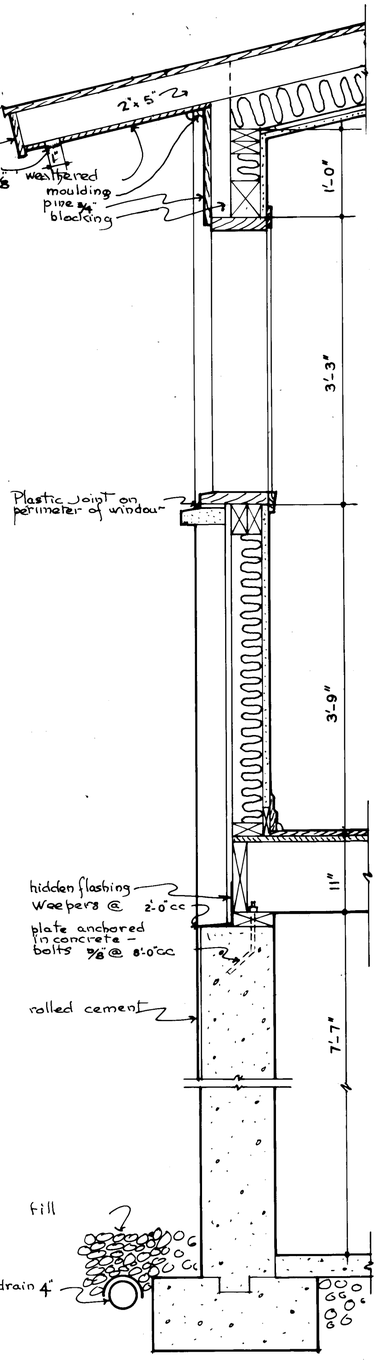

Wall Section
typical opening
scale 1" = 1'-0

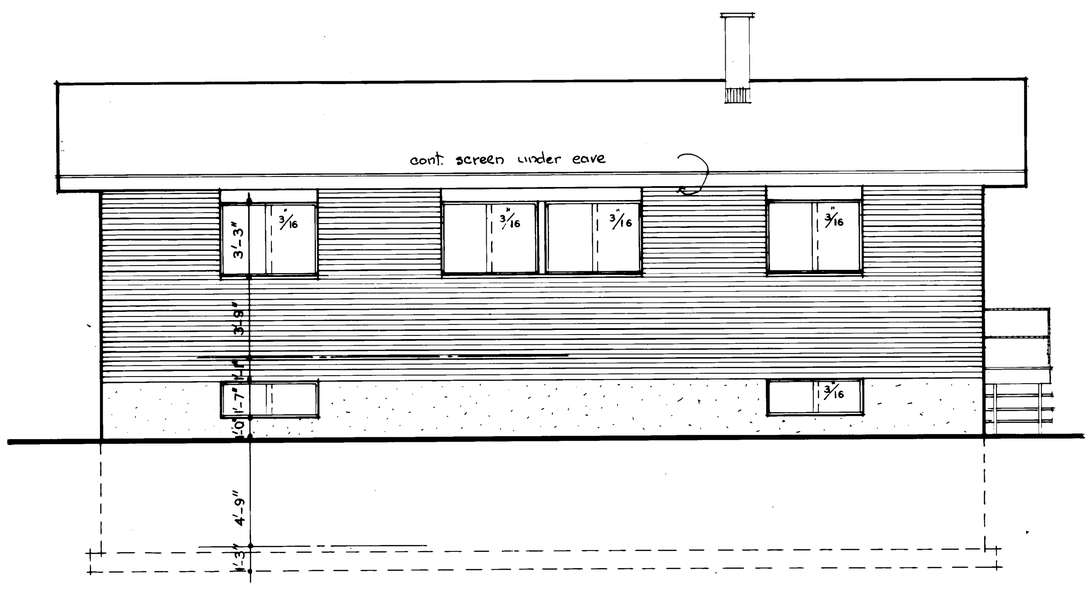

Rear Elevation

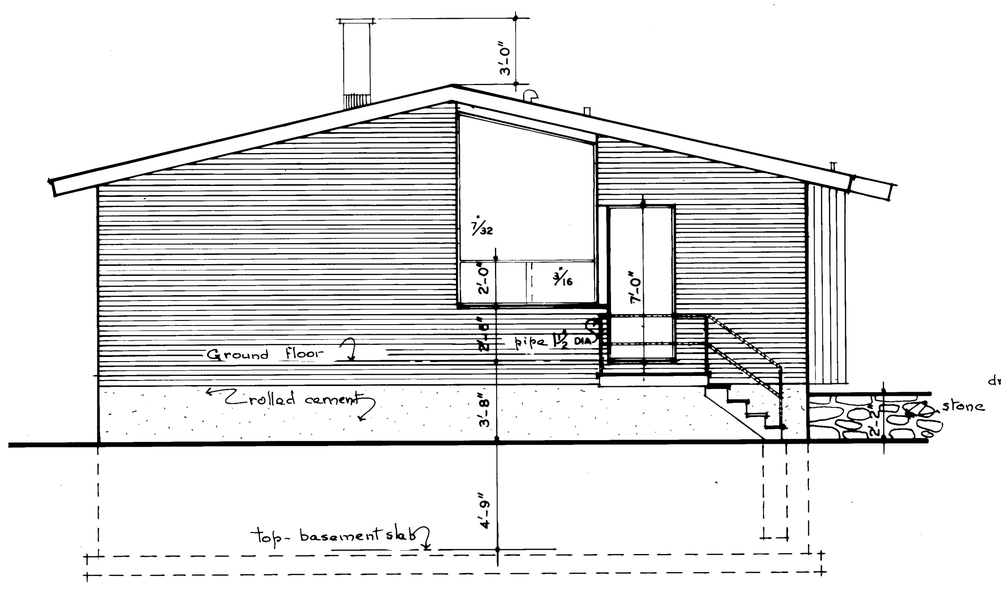

Left Elevation

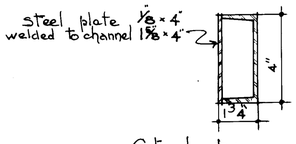

Steel stringer

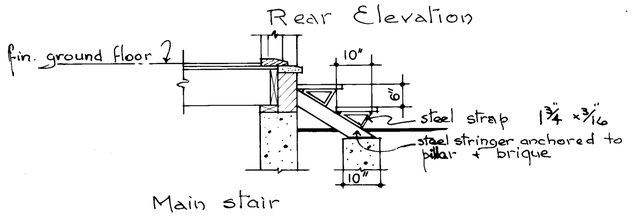

Main stair

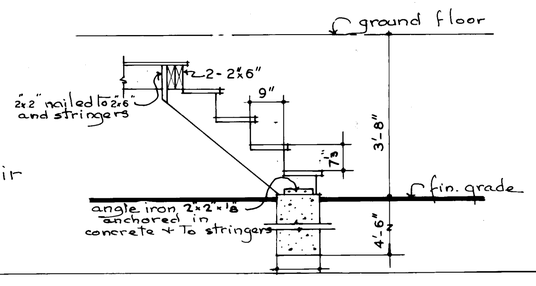

Side stair

DATE	NHA. STDS. CHKD. BY	DATE	REVISIONS	BY
28/1/48	[illegible]			

ARCHITECT
JACQUES VINCENT

DATE

DESIGN NO.	SHEET NO.
813	2 of 2

CENTRAL HOUSING MORTGAGE AND CORPORATION

STANPAT CO. WHITESTONE, N.Y. U.S.A.